

COMMERCIAL MOTOR VEHICLE CHAIN CONFIGURATIONS



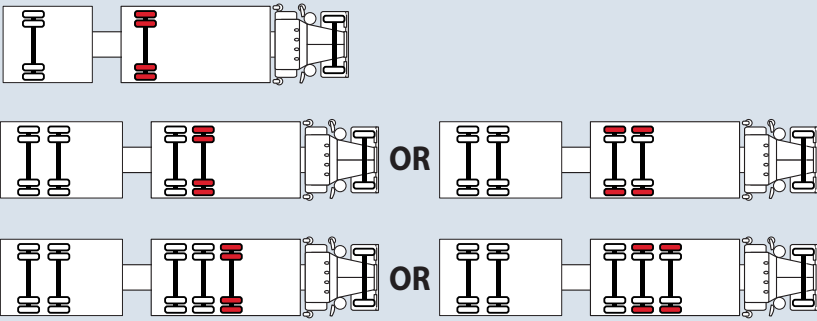
THESE ARE THE MINIMUM REQUIREMENTS

Steel Chains Only

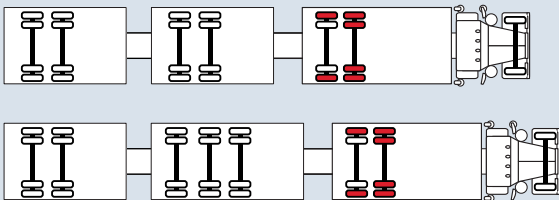
CMV over 11,794 kg without trailer




CMV over 11,794 kg with one trailer



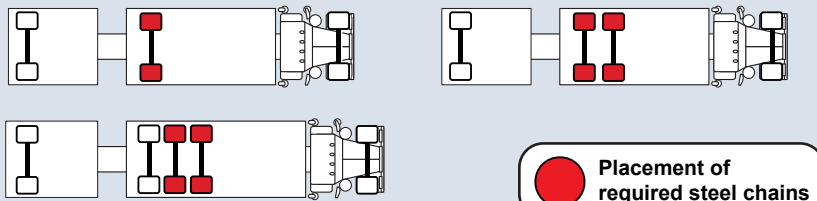
CMV over 11,794 kg with multiple trailers



CMV over 11,794 kg with super single tires without trailers



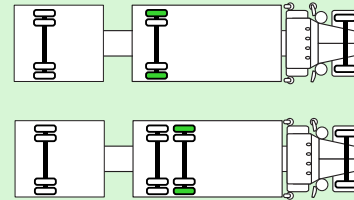
CMV over 11,794 kg with super single tires with trailer (s)



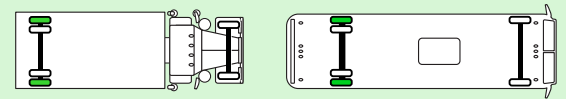
Placement of required steel chains

Winter Tires or Traction Devices

CMV under 11,794 kg with one trailer



Buses, 4-Wheel Drive and CMV under 11,794 kg without trailer



Vehicles under 11,794 kg may use winter tires and/or acceptable traction devices (chains, cable chains, socks, wheel sanders or automatic chains)

Placement of required traction devices

❄️ October 1 - April 30 ❄️	
UNDER 11,794 kg LICENSED GVW	OVER 11,794 kg LICENSED GVW
WINTER TIRES OR CARRY CHAINS	MUST CARRY TIRE CHAINS

Current Road Conditions
www.drivebc.ca

BRITISH COLUMBIA | DriveBC

1-800-550-4997